



Keypad Locks Programming Guide



Codes

Programming Code (Six Numbers)

- Used to program the lock.
- DOES NOT unlock the lock.
- If you forget the Programming Code, you can reset your lock back to factory settings. See the **Keypad Locks User Guide** for more information.
- Lock comes preset with a default Programming Code.

User Codes (Four Numbers)

- Used to unlock the lock.
- Up to 19 possible User Codes can be stored in the lock at a time.
- Lock comes preset with two default User Codes.

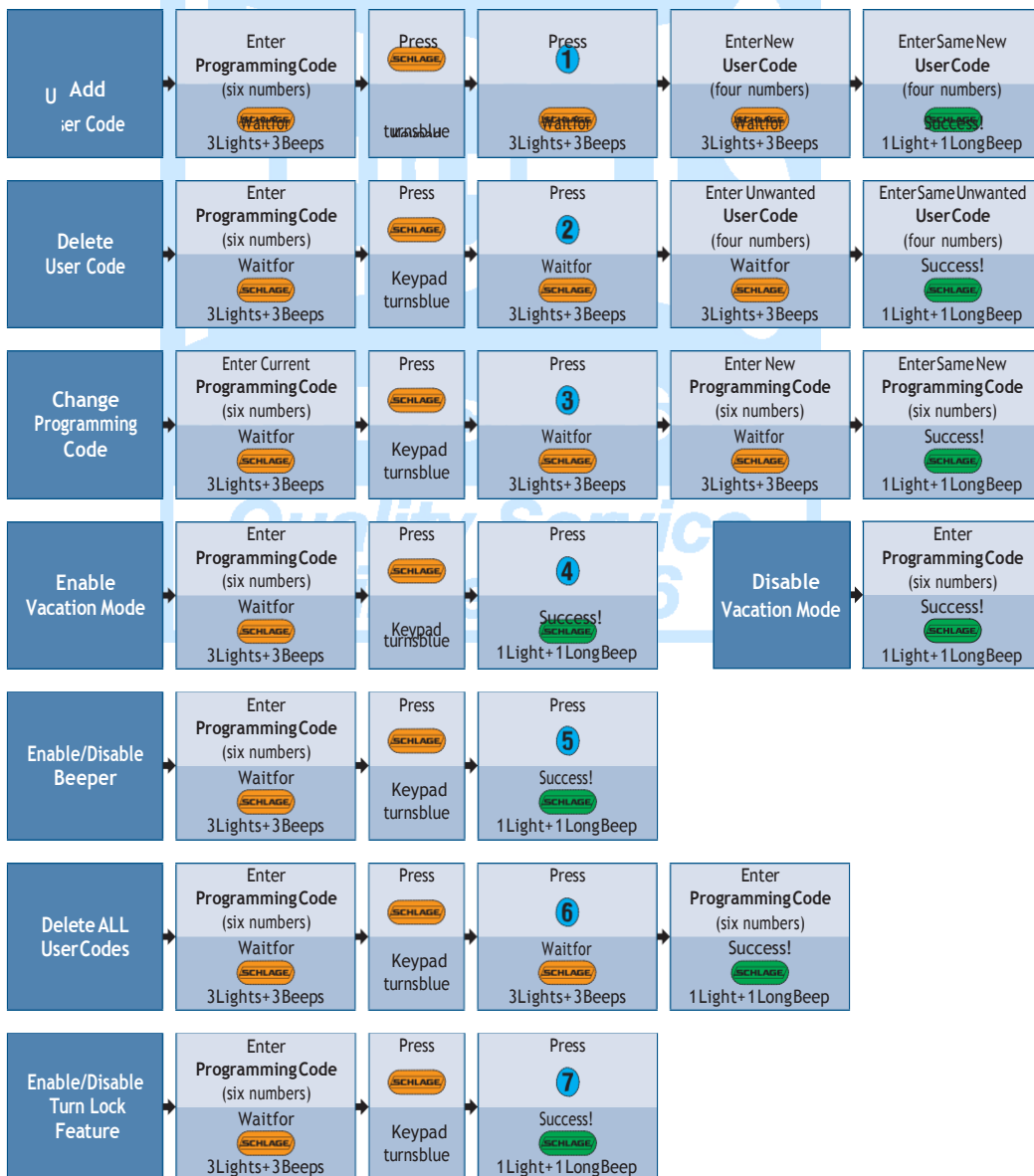
Default Programming Code
Código de programación predeterminado
Code du défaut programmation

Place Label Here
Poner la etiqueta aquí
Placer l'autocollant ici

Default User Codes
Códigos de usuario predeterminado
Codes du défaut utilisateur

Functions

















See reverse for function descriptions. Beeps sound only when beeper is enabled.



Function Descriptions

- 1 Add User Code**
 - Adds one User Code to the lock.
- 2 Delete User Code**
 - Deletes one User Code from the lock.
- 3 Change Programming Code**
 - Changes the Programming Code.
- 4 Enable/Disable Vacation Mode**
 - When Vacation Mode is enabled, User Codes will not unlock the lock.
 - Used to ensure lock remains secure while you are away from home.
 - Disable vacation mode to resume normal operation.
- 5 Enable/Disable Beeper**
 - When the beeper is enabled, the lock will beep once with each key press, and multiple times for other indications.
- 6 Delete All User Codes**
 - Deletes all the User Codes from the lock at once.
- 7 Enable/Disable Turn Lock Feature**
 - Applies to Keypad Deadbolt (BE365) only.
 - Enabled by default. Allows easy re-locking of deadbolt from the outside.
 - When disabled, a valid user code must be entered to lock the deadbolt from the outside.

Error Indications

Problem	Beeps*	Lights	Solution
User Code does not unlock lock.	2		User Code entered is not a valid User Code.
	1 High, 1 Low	 then 	Vacation Mode is enabled. Disable Vacation Mode.
Nothing happens when numbers are pressed.	None	None	Too many incorrect User Codes have been entered. Wait 30 seconds and try again.
			If keypad does not respond after 30 seconds, then replace battery.
There is a delay before unlock after a valid User Code is entered.	High/Low, then 1	 then 	Battery is low and should be replaced. See the <i>Keypad Locks User Guide</i> .
blinking but no codes have been entered.	None	 Blinking	Battery is dead and MUST be replaced. See the <i>Keypad Locks User Guide</i> .
Cannot add a new User Code.	High/Low		19 User Codes already exist. Delete a User Code before adding a new one.
	2		Second User Code entered did not match first User Code entered.
			The User Code matches the first four digits of the existing Programming Code.
Cannot delete a User Code.	2		Second User Code entered did not match first User Code entered.
Cannot change Programming Code.	2		Second Programming Code entered did not match first Programming Code entered.
			First four digits of new Programming Code match an existing User Code.
Cannot delete all User Codes.	2		Programming Code entered second time is incorrect.
Lock will not stay in programming mode.	2		Any key other than  was pressed immediately after the programming code was entered.
			An incorrect entry was made during the programming process.

*Beeps sound only when beeper is enabled.


Need Help?



keypad.schlage.com



Calling From:
 U.S.A.: (888) 805-9837
 Canada: (800) 997-4734
 Mexico: 018005067866



Get the free mobile app at
gettag.mobi

